

Scaled data based on original data using
LM-79-08 Approved Method: Electrical and Photometric Measurements of Solid-
State Lighting Products

Test Report Prepared for
Cooper Lighting Solutions
(formerly Eaton)

Brand: STREETWORKS

Report Number: P938823

Luminaire Tested: **GLAN-SB1A-850-U-T1**

Issue Date: 1/21/2025

Test Information

Test Method: LM-79-08
Report Number: P938823
TEST IS SCALED FROM IESNA LM-79-08 TEST DATA (G2-2405-108-2)
Test Lab: INNOVATION CENTER
Issue Date: 1/21/2025
Manufacturer: COOPER LIGHTING SOLUTIONS (FORMERLY EATON)
Product Line: STREETWORKS
Catalog Number: GLAN-SB1A-850-U-T1
Description: GALLEON AREA AND ROADWAY HIGH DENSITY LED LUMINAIRE
(1) 80 CRI, 5000K, 350mA LIGHTSQUARE WITH 26 LEDS AND TYPE I OPTICS
Light Source: -
Ballast/Driver: -

Summary

Lumens per Lamp: N/A
Luminaire Lumens: 4246 lumens
Efficiency: N/A
Efficacy: 137.4 lumens/watt
Luminous Opening: Rectangular (W 0.5' x L: 0.5' x H: 0')
IES Classification: Type I - Short
BUG Rating: B2 - U0 - G2

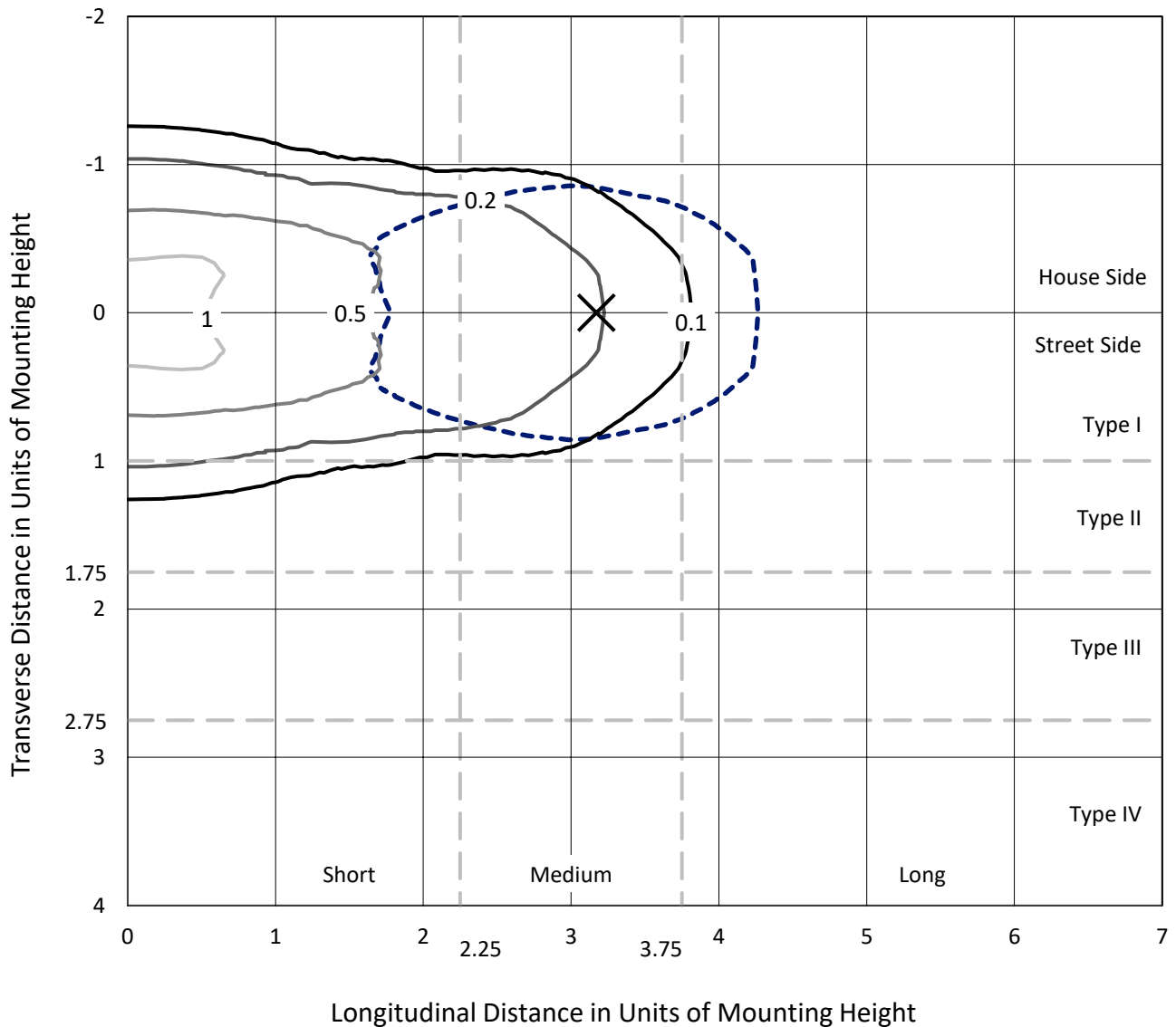
Input Watts (W): 30.9
Input Voltage (V): NR
Input Current (Ain): NR
Voltage Rise (V): NR
Power Factor: NR
Total Harmonic Distortion (THDi): NR
Frequency (hertz): 60
Stabilization Time: NR
Operation Time: NR
Ambient Temperature (°C): NR
Test Distance: 24 FT



REPORT NUMBER: P938823
 CATALOG NUMBER: GLAN-SB1A-850-U-T1

Iso-Footcandle Lines of Horizontal Illumination

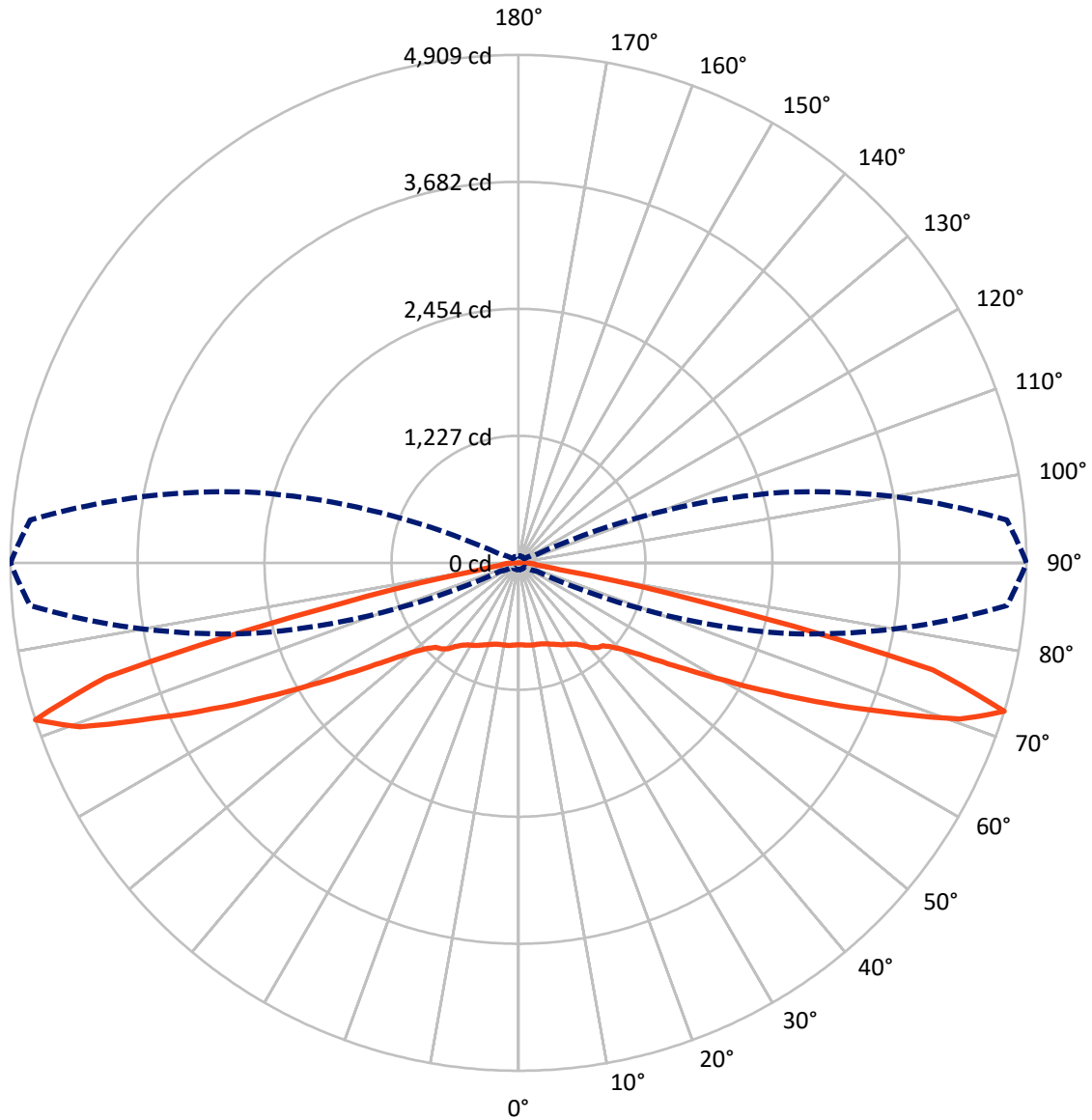
× Max cd
 - - - 1/2 Max cd



Based on 25 foot mounting height. Maximum calculated value = 1.3 fc
 Type I - Short - N/A

REPORT NUMBER: P938823
CATALOG NUMBER: GLAN-SB1A-850-U-T1

Luminous Intensity Polar Plot



— Vertical Plane Through 90-Deg Lateral - - - Horizontal Cone Through 72.5-Deg Vertical

REPORT NUMBER: P938823
 CATALOG NUMBER: GLAN-SB1A-850-U-T1

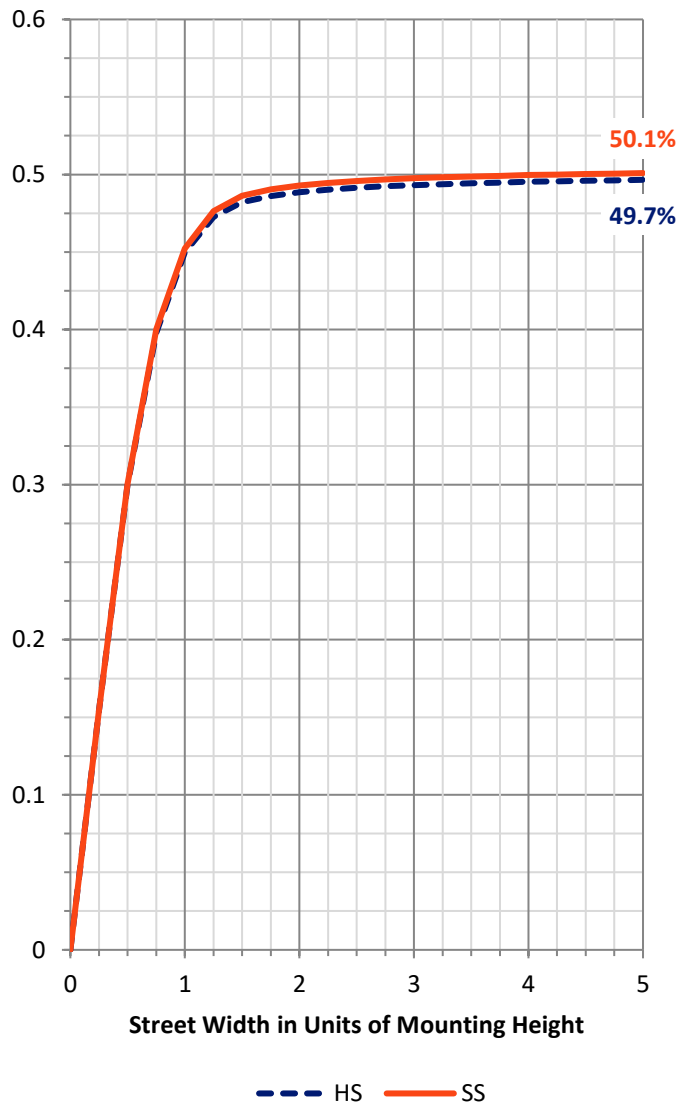
FLUX DISTRIBUTION:

		Downward	Upward	Total
House Side	Lumens	2123.0	0.0	2123.0
	% Fixture	50.0	0.0	50.0
Street Side	Lumens	2123.0	0.0	2123.0
	% Fixture	50.0	0.0	50.0
Total	Lumens	4246.0	0.0	4246.0
	% Fixture	100.0	0.0	100.0

ZONAL LUMENS:

Zone	Lumens	% Fixture
0°-10°	76.9	1.8
10°-20°	235.2	5.5
20°-30°	392.2	9.2
30°-40°	539.4	12.7
40°-50°	658.8	15.5
50°-60°	761.9	17.9
60°-70°	908.5	21.4
70°-80°	634.1	14.9
80°-90°	38.9	0.9
90°-100°	0.0	0.0
100°-110°	0.0	0.0
110°-120°	0.0	0.0
120°-130°	0.0	0.0
130°-140°	0.0	0.0
140°-150°	0.0	0.0
150°-160°	0.0	0.0
160°-170°	0.0	0.0
170°-180°	0.0	0.0
0°-90°	4246.0	100.0
0°-180°	4246.0	100.0

Coefficient of Utilization

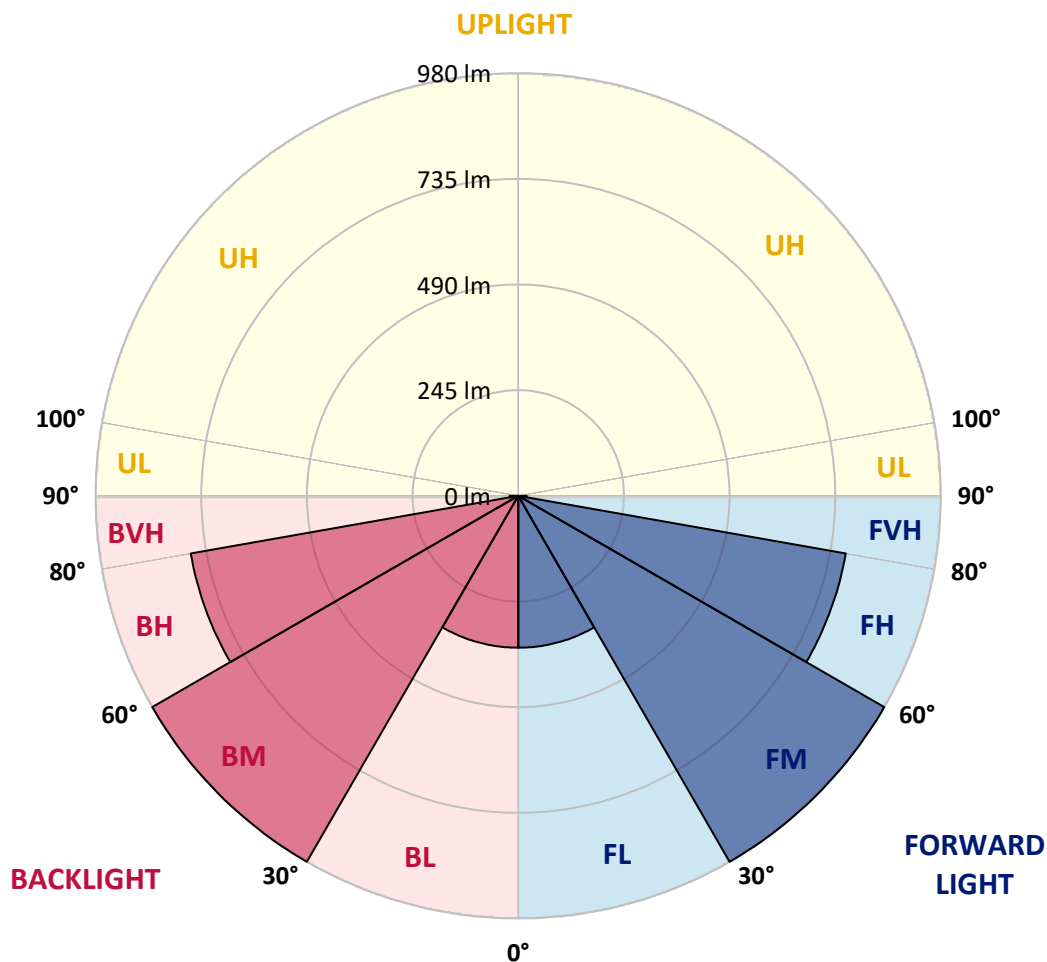


REPORT NUMBER: P938823
 CATALOG NUMBER: GLAN-SB1A-850-U-T1

LUMINAIRE CLASSIFICATION SYSTEM LUMEN TABLE AND BUG RATING:

Zone	Lumens	% Fixture	Zone Rating/Lumen Limit		
			B	U	G
FL (0°-30°)	352.2	8.3			
FM (30°-60°)	980.1	23.1			
FH (60°-80°)	771.3	18.2			G1/1800
FVH (80°-90°)	19.5	0.5			G1/100
BL (0°-30°)	352.2	8.3	B1/500		
BM (30°-60°)	980.1	23.1	B1/1000		
BH (60°-80°)	771.3	18.2	B2/1000		G2/1000
BVH (80°-90°)	19.5	0.5			G1/100
UL (90°-100°)	0.0	0.0		U0/0	
UH (100°-180°)	0.0	0.0		U0/0	

BUG Rating: B2-U0-G2
 Type I Short



REPORT NUMBER: P938823
 CATALOG NUMBER: GLAN-SB1A-850-U-T1

CANDELA DISTRIBUTION (FULL):

	0°	5°	15°	25°	35°	45°	55°	65°	75°	85°
0°	793.4	793.4	793.4	793.4	793.4	793.4	793.4	793.4	793.4	793.4
2.5°	794.1	795.0	795.0	794.3	795.9	794.5	794.5	793.9	794.5	793.9
5°	798.1	799.3	799.7	799.5	801.5	800.4	800.4	799.5	799.7	799.1
7.5°	805.8	807.4	808.3	809.4	812.4	811.0	810.1	807.4	806.3	804.5
10°	808.3	810.1	813.0	818.9	825.7	825.9	823.2	816.4	811.2	807.2
12.5°	800.6	803.1	809.2	821.2	836.3	842.4	838.1	826.8	816.7	809.4
15°	790.9	793.6	802.9	820.9	843.3	857.5	857.0	842.2	825.9	814.6
17.5°	775.8	778.5	791.8	817.1	848.7	872.2	878.5	863.1	840.3	825.2
20°	748.5	751.0	769.5	804.9	850.5	887.7	904.2	890.7	862.2	841.7
22.5°	713.1	716.9	738.6	783.9	846.2	904.0	933.5	924.3	887.7	859.3
25°	675.2	679.2	704.5	758.2	835.2	915.7	968.3	962.4	916.6	881.2
27.5°	642.4	646.7	674.3	732.7	818.0	920.2	1002.6	1005.5	951.6	905.3
30°	616.7	620.8	650.1	712.2	795.9	915.7	1032.6	1052.9	987.2	926.3
32.5°	588.5	593.7	624.6	687.1	769.7	904.9	1058.8	1104.1	1028.5	948.9
35°	552.9	557.6	590.1	652.8	735.4	887.5	1080.7	1161.0	1087.7	983.2
37.5°	509.5	514.0	546.3	610.0	701.3	863.1	1097.4	1225.1	1158.1	1032.6
40°	466.0	470.3	500.5	562.1	660.5	832.0	1103.2	1287.8	1238.9	1100.5
42.5°	426.0	429.9	457.6	514.9	614.7	792.3	1095.6	1342.4	1311.3	1147.9
45°	389.3	392.6	417.2	470.7	567.1	744.0	1072.5	1401.1	1397.5	1181.8
47.5°	347.3	350.7	376.2	427.8	519.5	687.4	1033.5	1458.9	1517.3	1258.5
50°	296.1	299.0	325.2	378.4	470.0	627.1	979.4	1504.2	1668.5	1374.7
52.5°	235.4	238.5	264.0	317.3	411.4	562.3	908.0	1533.8	1843.2	1544.4
55°	175.1	177.4	199.5	247.3	338.7	488.5	818.7	1542.1	2041.3	1776.4
57.5°	127.0	128.4	142.6	178.3	256.8	396.3	710.1	1520.5	2277.1	2073.8
60°	102.9	103.4	107.6	123.4	178.5	292.0	579.0	1446.0	2533.0	2457.2
62.5°	93.4	93.4	94.6	98.8	120.7	192.7	420.4	1291.7	2807.4	2941.7
65°	86.9	86.9	87.3	89.4	95.2	122.8	265.4	1040.3	3038.7	3509.2
67.5°	81.0	81.2	81.0	81.7	85.1	90.7	153.9	718.5	3163.3	4097.3
70°	74.9	75.4	74.2	74.2	76.9	77.2	96.4	394.0	3059.9	4590.1
72.5°	67.7	68.4	66.6	66.1	68.1	67.2	72.4	189.1	2627.1	4737.2
75°	61.4	62.3	58.2	57.1	57.1	56.4	58.9	97.0	1705.1	3864.4
77.5°	55.7	57.5	51.0	47.4	46.5	44.5	48.1	59.3	745.8	1814.3
80°	46.0	48.5	42.0	37.7	36.1	33.8	37.9	41.5	221.8	421.3
82.5°	34.3	35.4	29.8	26.9	25.5	23.9	28.4	28.9	72.2	149.2
85°	21.9	22.3	18.3	15.8	15.1	14.4	18.1	15.8	27.5	109.7
87.5°	7.7	8.8	7.0	6.3	6.8	5.6	8.3	4.7	7.7	77.4
90°	0.0	0.0	0.0	0.0	0.0	0.0	0.0	0.0	0.0	0.0

(END C

90°

793.4
793.9
799.1
804.5
806.5
808.3
812.8
822.7
837.9
854.1
874.0
897.7
915.3
934.9
967.6
1011.8
1078.4
1119.5
1143.4
1214.3
1319.2
1476.0
1690.8
1966.1
2321.6
2760.0
3279.5
3849.3
4524.9
4908.7
4133.4
1776.6
403.5
168.6
159.3
95.9
0.0

OF REPORT)